

INDEPENDENT AUDITORS' REPORT

To
The Members of JITF URBAN WASTE MANAGEMENT (FEROZEPUR) LIMITED

Report on the Financial Statements

Opinion

We have audited the accompanying financial statements of **JITF URBAN WASTE MANAGEMENT (FEROZEPUR) LIMITED** ("the Company"), which comprise the Balance Sheet as at March 31, 2020, the Statement of Profit and Loss, (including Other Comprehensive Income), the Statement of Changes in Equity and the Cash Flow Statement for the year then ended and a summary of significant accounting policies and other explanatory information.

In our opinion and to the best of our information and according to the explanations given to us, the aforesaid financial statements give the information required by the Companies Act, 2013 ("the Act") in the manner so required and give a true and fair view in conformity with the [Indian Accounting Standards prescribed under section 133 of the Act read with the Companies (Indian Accounting Standards) Rules, 2015, as amended, ("Ind AS") and other accounting principles generally accepted in India, of the state of affairs of the Company as at 31 March 2020, its loss, total comprehensive income, its cash flows and the changes in equity for the year ended on that date.

Basis of Opinion

We conducted our audit in accordance with the Standards on Auditing specified under Section 143(10) of the Act. Our responsibilities under those Standards are further described in the Auditor's Responsibilities for the Audit of the Financial Statements section of our report. We are independent of the Company in accordance with Code of Ethics issued by the Institute of Chartered Accountants of India together with the ethical requirements that are relevant to our audit of the financial statements under the provisions of the Companies Act, 2013 and the Rule thereunder, and we have fulfilled our ethical responsibilities in accordance with these requirements and the Code of Ethics. We believe that the audit evidence we have obtained is sufficient and appropriate to provide a basis of our opinion.

Material Uncertainty Related to Going Concern

We draw attention to note 22 (15) of notes to Financial statements of "**JITF URBAN WASTE MANAGEMENT (FEROZEPUR) LIMITED**" which indicates that the Concessing Authority i.e. Municipal Corporation, Ferozpur did not fulfill the conditions / obligations of the Concession Agreement and thus the company terminated the concession agreement and referred the matter for arbitration which is pending before the Arbitral Tribunal. The company is hopeful of getting the award in its favor. In view of the same there is a material uncertainty that the company would be able to continue as a going concern.



Information Other than the Financial Statements and Auditor's Report Thereon

The Company's Board of Directors is responsible for the other information. The other information comprises the information included in the Annual report, but does not include the financial statements and our auditor's report thereon. The Annual Report is expected to be made available to us after the date of this Auditors' Report. Our opinion on the financial statements does not cover the other information and we do not express any form of assurance conclusion thereon.

In connection with our audit of the financial statements, our responsibility is to read the other information and, in doing so, consider whether the other information is materially inconsistent with the financial statements or our knowledge obtained in the audit or otherwise appears to be materially misstated.

If, based on the work we have performed, we conclude that there is a material misstatement of this other information; we are required to report that fact. We have nothing to report in this regard.

Management's Responsibility for the Financial Statements


The Company's Board of Directors is responsible for the matters stated in section 134(5) of the Act with respect to the preparation of these financial statements that give a true and fair view of the financial position, financial performance including other comprehensive income, cash flows and changes in equity of the Company in accordance with the Ind AS and other accounting principles generally accepted in India. This responsibility also includes maintenance of adequate accounting records in accordance with the provisions of the Act for safeguarding the assets of the Company and for preventing and detecting frauds and other irregularities; selection and application of appropriate accounting policies; making judgments and estimates that are reasonable and prudent; and design, implementation and maintenance of adequate internal financial controls, that were operating effectively for ensuring the accuracy and completeness of the accounting records, relevant to the preparation and presentation of the financial statement that give a true and fair view and are free from material misstatement, whether due to fraud or error.

In preparing the financial statements, management is responsible for assessing the Company's ability to continue as a going concern, disclosing, as applicable, matters related to going concern and using the going concern basis of accounting unless management either intends to liquidate the Company or to cease operations, or has no realistic alternative but to do so.

The Board of Directors is also responsible for overseeing the Company's financial reporting process.

Auditors' Responsibility

Our objectives are to obtain reasonable assurance about whether the financial statements as a whole are free from material misstatement, whether due to fraud or error, and to issue an auditor's report that includes our opinion. Reasonable assurance is a high level of assurance, but is not a guarantee that an audit conducted in accordance with SAs will always detect a material misstatement when it exists. Misstatements can arise from fraud or error and are considered material if, individually or in the aggregate, they could reasonably be expected to influence the economic decisions of users taken on the basis of these financial statements.



As part of an audit in accordance with SAs, we exercise professional judgment and maintain professional skepticism throughout the audit. We also:

- Identify and assess the risks of material misstatement of the financial statements, whether due to fraud or error, design and perform audit procedures responsive to those risks, and obtain audit evidence that is sufficient and appropriate to provide a basis for our opinion. The risk of not detecting a material misstatement resulting from fraud is higher than for one resulting from error, as fraud may involve collusion, forgery, intentional omissions, misrepresentations, or the override of internal control.
- Obtain an understanding of internal financial control relevant to the audit in order to design audit procedures that are appropriate in the circumstances. Under Section 143(3)(i) of the Act, we are also responsible for expressing our opinion on whether the Company has adequate internal financial controls system in place and the operating effectiveness of such controls.
- Evaluate the appropriateness of accounting policies used and the reasonableness of accounting estimates and related disclosures made by the management.
- Evaluate the overall presentation, structure and content of the financial statements, including the disclosures, and whether the financial statements represent the underlying transactions and events in a manner that achieves fair presentation.

Materiality is the magnitude of misstatements in the financial statements that, individually or in aggregate, makes it probable that the economic decisions of a reasonably knowledgeable user of the financial statements may be influenced. We consider quantitative materiality and qualitative factors in (i) planning the scope of our audit work and in evaluating the results of our work; and (ii) to evaluate the effect of any identified misstatements in the financial statements

We communicate with those charged with governance regarding, among other matters, the planned scope and timing of the audit and significant audit findings, including any significant deficiencies in internal control that we identify during our audit.

We also provide those charged with governance with a statement that we have complied with relevant ethical requirements regarding independence, and to communicate with them all relationships and other matters that may reasonably be thought to bear on our independence, and where applicable, related safeguards.

From the matters communicated with those charged with governance, we determine those matters that were of most significance in the audit of the financial statements for the financial year ended March 31, 2020 and are therefore the key audit matters. We describe these matters in our auditor's report unless law or regulation precludes public disclosure about the matter or when, in extremely rare circumstances, we determine that a matter should not be communicated in our report because the adverse consequences of doing so would reasonably be expected to outweigh the public interest benefits of such communication.



Report on Other Legal and Regulatory Requirements

1. As required by the Companies (Auditor's Report) Order, 2016 ("the Order") issued by the Central Government of India in terms of sub-section (11) of section 143 of the Act, we give in the **Annexure 'A'** a statement on the matters specified in the paragraph 3 and 4 of the Order, to the extent applicable.
2. As required by Section 143 (3) of the Act, we report that:
 - (a) We have sought and obtained all the information and explanations which to the best of our knowledge and belief were necessary for the purposes of our audit.
 - (b) In our opinion, proper books of account as required by law have been kept by the Company so far as it appears from our examination of those books;
 - (c) The Balance Sheet, the Statement of Profit and Loss, the Statement of Change in Equity and the Cash Flow Statement dealt with by this Report are in agreement with the books of account;
 - (d) In our opinion, the aforesaid financial statements comply with the Indian Accounting Standards specified under Section 133 of the Act, read with Rule 7 of the Companies (Accounts) Rules, 2015;
 - (e) On the basis of the written representations received from the directors as on March 31, 2020 taken on record by the Board of Directors, none of the directors is disqualified as on March 31, 2020 from being appointed as a director in terms of Section 164 (2) of the Act.
 - (f) With respect to the adequacy of the internal financial controls over financial reporting of the Company and the operating effectiveness of such controls, refer to **Annexure 'B'**.
 - (g) With respect to the other matters to be included in the Auditor's Report in accordance with Rule 11 of the Companies (Audit and Auditors) Rules, 2014, in our opinion and to the best of our information and according to the explanations given to us:
 - i. The Company does not have any pending litigations as on March 31, 2020;
 - ii. The Company did not have any long-term contracts including derivative contracts for which there were any material foreseeable losses;
 - iii. There were no amounts which were required to be transferred to the Investor Education and Protection Fund by the Company;



(h) The company has not paid any managerial remuneration under the provisions of Section 197 read with Schedule V of the Companies Act, 2013. Accordingly, provisions of clause 3 (xi) of the Order are not applicable to the company.

For N.C. Aggarwal & Co.

Chartered Accountants

Firm Registration No. 003273N

G.K. Aggarwal

Partner

M.No. 086622

Place : New Delhi

Dated: 25th June, 2020

UDIN: 20086622AAAAUM4430



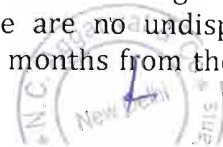
ANNEXURE 'A' TO INDEPENDENT AUDITORS' REPORT

(Annexure referred to in our report of even date to the members of **JITF URBAN WASTE MANAGEMENT (FEROZEPUR) LIMITED** on the accounts for the year ended March 31, 2020)

1. a) The Company has maintained proper records showing full particulars including quantitative details and situation of fixed assets.

(b) A major portion of the fixed assets has been physically verified by the Management in accordance with a phased programmed of verification once in two years adopted by the company. In our opinion, the frequency of the verification is reasonable having regard to the size of the company and the nature of its assets. To the best of our knowledge, no material discrepancies have been noticed on such verification.

(c) The Company does not have any immovable property wherein reporting requirement with respect to title deed is applicable.
2. The company does not have inventory. Accordingly, the provisions of clause 3(ii) of the Companies (Auditor's Report) Order, 2016 are not applicable to the company.
3. According to the information and the explanations given to us, the company has not granted any loans, secured or unsecured to companies, firms, limited liability partnership or other parties covered in the register maintained under section 189 of the Companies Act, 2013. Accordingly, the provisions of clause 3(iii)(a), 3(iii)(b) and 3(iii)(c) of the order are not applicable to the company and hence not commented upon.
4. The company has not granted any loans or given any guarantee and security covered under Section 185 and 186 of the Companies Act, 2013. Accordingly, the provisions of clause 3(iv) of the order are not applicable to the company and hence not commented upon.
5. According to the information given to us, the company has not accepted any deposits under the provisions of section 73 to 76 of the Companies Act, 2013 or any other relevant provisions of the Companies Act and the Companies (Acceptance of Deposits) Rules, 2014 as amended from time to time. No order has been passed with respect to Section 73 to 76, by the Company Law Board or National Company Law Tribunal or Reserve Bank of India or any Court or any other tribunal.
6. To the best of our knowledge and as explained, the maintenance of cost records as specified by the Central Government under sub-section (I) of section 148 of the Companies Act, 2013 is not applicable to the company.
7. (a) Undisputed statutory dues including provident fund, employee' state insurance, income tax, duty of customs, goods & services tax, cess and other statutory dues have generally been regularly deposited with the appropriate authorities and there are no undisputed dues outstanding as at 31st March, 2020 for a period of more than six months from the date they became payable.




(b) According to the information and explanations given to us, there are no material dues in respect of income tax and goods & services tax which have not been deposited with the appropriate authorities on account of any dispute.

8. In our opinion, on the basis of books and records examined by us and according to the information and explanations given to us, the company has not defaulted in repayment of dues to financial institutions. The company does not have any dues to banks, government or debenture holders.
9. The Company has not raised any money by way of initial public offer or further public offer or debt instruments. Accordingly, the provisions of clause 3 (ix) of the Order are not applicable to the company.
10. According to the information and explanations given to us and as represented by the Management and based on our examination of the books and records of the Company and in accordance with generally accepted auditing practices in India, we have been informed that no case of frauds has been committed on or by the Company or by its officers or employees during the period.
11. The company has not paid any managerial remuneration under the provisions of Section 197 read with Schedule V of the Companies Act, 2013. Accordingly, provisions of clause 3 (xi) of the Order are not applicable to the company.
12. The company is not a Nidhi Company. Accordingly, the provisions of clause 3 (xii) of the Order are not applicable to the Company.
13. The Company has complied with the provisions of Section 177 and 188 of the Companies Act, 2013 w.r.t. transactions with the related parties, where applicable. Details of the transactions with the related parties have been disclosed in the financial statements as required by the applicable accounting standards.
14. According to the information and explanations given to us and based on our examination of the records of the Company, the Company has not made any preferential allotment or private placement of shares or fully or partly convertible debentures during the year. Accordingly, provisions of clause 3 (xiv) of the Order are not applicable to the Company.
15. According to the information and explanations given to us and based on our examination of the records of the Company, the Company has not entered into any non-cash transactions with directors or persons connected with him as covered under Section 192 of the Companies Act, 2013. Accordingly, provisions of clause 3 (xv) of the Order are not applicable to the Company.



16. According to the information and explanations given to us, the company is not required to be registered under section 45-IA of the Reserve Bank of India Act, 1934. Accordingly, provisions of clause 3 (xvi) of the Order are not applicable to the Company.

For N.C. Aggarwal & Co.
Chartered Accountants
Firm Registration No. 003273N


G.K. Aggarwal
Partner
M.No. 086622
Place : New Delhi
Dated:25thJune,2020
UDIN:20086622AAAAUM4430



ANNEXURE 'B' TO INDEPENDENT AUDITORS' REPORT

Annexure referred to in our report of even date to the members of **JITF URBAN WASTE MANAGEMENT (FEROZEPUR) LIMITED** on the accounts for the year ended 31st March, 2020

Report on the Internal Financial Controls under Clause (i) of Sub-section 3 of Section 143 of the Companies Act, 2013 ("the Act")

We have audited the internal financial controls over financial reporting of JITF URBAN WASTE MANAGEMENT (FEROZEPUR) LIMITED ("the Company") as of 31st March, 2020 in conjunction with our audit of the financial statements of the Company for the year ended on that date.

Management's Responsibility for Internal Financial Controls

The Company's management is responsible for establishing and maintaining internal financial controls based on the internal control over financial reporting criteria established by the Company and the components of internal control stated in the Guidance Note on Audit of Internal Financial Controls over Financial Reporting issued by the Institute of Chartered Accountants of India (ICAI). These responsibilities include the design, implementation and maintenance of adequate internal financial controls that were operating effectively for ensuring the orderly and efficient conduct of its business, including adherence to Company's policies, the safeguarding of its assets, the prevention and detection of frauds and errors, the accuracy and completeness of the accounting records, and the timely preparation of reliable financial information, as required under the Companies Act, 2013.

Auditors' Responsibility

Our responsibility is to express an opinion on the Company's internal financial controls over financial reporting based on our audit. We conducted our audit in accordance with the Guidance Note on Audit of Internal Financial Controls Over Financial Reporting (the "Guidance Note") and the Standards on Auditing, issued by ICAI and deemed to be prescribed under section 143(10) of the Companies Act, 2013, to the extent applicable to an audit of internal financial controls, both applicable to an audit of Internal Financial Controls and, both issued by the ICAI. Those Standards and the Guidance Note require that we comply with ethical requirements and plan and perform the audit to obtain reasonable assurance about whether adequate internal financial controls over financial reporting was established and maintained and if such controls operated effectively in all material respects.

Our audit involves performing procedures to obtain audit evidence about the adequacy of the internal financial controls system over financial reporting and their operating effectiveness. Our audit of internal financial controls over financial reporting included obtaining an understanding of internal financial controls over financial reporting, assessing the risk that a material weakness exists, and testing and evaluating the design and operating effectiveness of internal control based on the assessed risk. The procedures selected depend on the auditor's judgment, including the assessment of the risks of material misstatement of the financial statements, whether due to fraud or error.

We believe that the audit evidence we have obtained is sufficient and appropriate to provide a basis for our audit opinion on the Company's internal financial controls system over financial reporting



Meaning of Internal Financial Controls over Financial Reporting

A Company's internal financial control over financial reporting is a process designed to provide reasonable assurance regarding the reliability of financial reporting and the preparation of financial statements for external purposes in accordance with generally accepted accounting principles. A Company's internal financial control over financial reporting includes those policies and procedures that (1) pertain to the maintenance of records that, in reasonable detail, accurately and fairly reflect the transactions and dispositions of the assets of the Company; (2) provide reasonable assurance that transactions are recorded as necessary to permit preparation of financial statements in accordance with generally accepted accounting principles, and that receipts and expenditures of the Company are being made only in accordance with authorizations of management and directors of the Company; and (3) provide reasonable assurance regarding prevention or timely detection of unauthorized acquisition, use, or disposition of the Company's assets that could have a material effect on the financial statements.

Inherent Limitations of Internal Financial Controls over Financial Reporting

Because of the inherent limitations of internal financial controls over financial reporting, including the possibility of collusion or improper management override of controls, material misstatements due to error or fraud may occur and not be detected. Also, projections of any evaluation of the internal financial controls over financial reporting to future periods are subject to the risk that the internal financial control over financial reporting may become inadequate because of changes in conditions, or that the degree of compliance with the policies or procedures may deteriorate.

Opinion

In our opinion, the Company has, in all material respects, an adequate internal financial controls system over financial reporting and such internal financial controls over financial reporting were operating effectively as at 31st March, 2020, based on the internal control over financial reporting criteria established by the Company and the components of internal control stated in the Guidance Note on Audit of Internal Financial Controls over Financial Reporting issued by the ICAI.

For N.C. Aggarwal & Co.

Chartered Accountants

Firm Registration No. 003273N



G.K. Aggarwal

Partner

M.No. 086622

Place : New Delhi

Dated: 25th June, 2020

UDIN: 20086622AAAAUM4430



JITF Urban Waste Management (Ferozpur) Limited

BALANCE SHEET AS AT MARCH 31, 2020

CIN No. U90000UP2011PLC069642

(Amount in ₹)

| Particulars | Note No | As at March 31, 2020 | As at March 31, 2019 |
|---|---------|-------------------------|-------------------------|
| ASSETS | | | |
| (1) Non-current assets | | | |
| (a) Property, Plant and Equipment | 1 | 4,204,907 | 10,169,667 |
| (b) Capital work-in-progress | | 63,167,733 | 63,167,733 |
| (c) Intangible assets | 2 | 18,259 | 87,603 |
| (i) Other financial assets | 3 | 20,000 | 10,000 |
| (2) Current assets | | | |
| (a) Financial Assets | | | |
| (i) Trade receivables | 4 | 9,399,873 | 9,399,873 |
| (ii) Cash and cash equivalents | 5 | 176,500 | 330,960 |
| (iii) Other financial assets | 6 | 3,087,276 | - |
| (b) Current tax assets (Net) | 7 | - | 8,528 |
| (c) Other current assets | 8 | 1,605,509 | 1,411,319 |
| TOTAL ASSETS | | 81,680,057 | 84,585,683 |
| EQUITY AND LIABILITIES | | | |
| Equity | | | |
| (a) Equity Share capital | 9 | 587,560 | 587,560 |
| (b) Other Equity | 10 | (289,551,381) | (240,514,545) |
| Liabilities | | | |
| (1) Non-current liabilities | | | |
| (a) Financial Liabilities | | | |
| (i) Borrowings | 11 | 323,439,998 | 283,094,961 |
| (ii) Other financial liabilities | 12 | 41,257,297 | 32,127,566 |
| (2) Current liabilities | | | |
| (a) Financial Liabilities | | | |
| (i) Trade payables | 13 | | |
| - Micro Enterprises and Small Enterprises | | - | - |
| - Other than Micro and Small Enterprises | | 499,117 | 5,480,105 |
| (ii) Other financial liabilities | 14 | 4,291,964 | 1,115,632 |
| (b) Other current liabilities | 15 | 1,155,502 | 2,694,404 |
| TOTAL EQUITY AND LIABILITIES | | 81,680,057 | 84,585,683 |
| Significant accounting policies and notes to financial statements | 22 | - | - |

As per our report of even date attached
For **N.C. Aggarwal & Co.**
Chartered Accountants
Firm Registration No. 003273N

G.K Aggarwal
Partner
M.No. 086622
Place : New Delhi
Dated : 25th June, 2020



For and on behalf of the Board of Directors of
JITF Urban Waste Management (Ferozpur) Limited


Umesh Chopra
Director
DIN - 05277483


Neelesh Gupta
Director
DIN -06687420

JITF Urban Waste Management (Ferozpur) Limited

STATEMENT OF PROFIT AND LOSS FOR THE Year ended MARCH 31, 2020

(Amount in ₹)

| Particulars | Note No | Year Ended March 31, 2020 | Year ended March 31, 2019 |
|--|---------|------------------------------|------------------------------|
| I Revenue from operations | 16 | - | - |
| II Other income | 17 | 682 | 295,854 |
| III Total Income (I+II) | | <u>682</u> | <u>295,854</u> |
| IV Expenses | | | |
| Employee benefits expense | 18 | - | 57,942 |
| Finance costs | 19 | 37,835,915 | 47,485,002 |
| Depreciation and amortization expense | 20 | 6,034,103 | 6,139,503 |
| Other expenses | 21 | 5,167,500 | 35,951,783 |
| Total expenses (IV) | | <u>49,037,518</u> | <u>89,634,230</u> |
| V Profit/(loss) before exceptional items and tax (III- IV) | | <u>(49,036,836)</u> | <u>(89,338,376)</u> |
| VI Exceptional Items | | - | - |
| VII Profit/(loss) before tax (V-VI) | | <u>(49,036,836)</u> | <u>(89,338,376)</u> |
| VIII Tax expense: | | | |
| (1) Current tax | | - | - |
| (2) Deferred tax | | - | - |
| Total Tax Expense (VIII) | | <u>-</u> | <u>-</u> |
| IX Profit/ (Loss) for the year (VII-VIII) | | <u>(49,036,836)</u> | <u>(89,338,376)</u> |
| X Other Comprehensive Income | | | |
| Items that will not be reclassified to profit and loss | | | |
| (i) Re-measurement gains/ (losses) on defined benefit plans | | - | - |
| (ii) Income tax effect on above | | - | - |
| Total Other Comprehensive Income | | <u>-</u> | <u>-</u> |
| XI Total Comprehensive Income for the year (IX+X)(Comprising profit/ (loss) and other comprehensive income for the year) | | <u>(49,036,836)</u> | <u>(89,338,376)</u> |
| XII Earnings per equity share | | | |
| (1) Basic (Amount in ₹) | | (7.90) | (14.39) |
| (2) Diluted (Amount in ₹) | | (7.90) | (14.39) |
| Significant accounting policies and notes to financial statements | 22 | | |

As per our report of even date attached
For **N.C. Aggarwal & Co.**
Chartered Accountants
Firm Registration No. 003273N

G.K Aggarwal
Partner
M.No. 086622
Place : New Delhi
Dated : 25th June, 2020



For and on behalf of the Board of Directors of
JITF Urban Waste Management (Ferozpur) Limited


Umesh Chopra
Director
DIN - 05277483


Neelesh Gupta
Director
DIN -06687420

JITF Urban Waste Management (Ferozpur) Limited
STATEMENT OF CHANGES IN EQUITY FOR THE YEAR ENDED MARCH 31, 2020

A. Equity Share Capital

| (Amount in ₹) | |
|---|---------|
| Balance as at April 1, 2018 | 587,560 |
| Changes in equity share capital during F.Y. 2018-19 | - |
| Balance as at March 31, 2019 | 587,560 |
| Changes in equity share capital during F.Y. 2019-20 | - |
| Balance as at March 31, 2020 | 587,560 |

B. Other Equity

| Particulars | Equity component of compound financial instruments* | Zero Coupon Compulsorily Convertible Debentures** | Reserves and Surplus | | Items of Other Comprehensive Income | Total |
|---|---|---|----------------------|-------------------|---|---------------|
| | | | Securities Premium | Retained Earnings | Re-measurement of the net defined benefit Plans | Total |
| Balance as at April 1, 2018 | 24,872,995 | 61,500,000 | 99,491,982 | (337,003,573) | (37,573) | (151,176,169) |
| Total Comprehensive Income for the year 2018-19 | - | - | - | (89,338,376) | - | (89,338,376) |
| Balance as at April 1, 2019 | 24,872,995 | 61,500,000 | 99,491,982 | (426,341,949) | (37,573) | (240,514,545) |
| Total Comprehensive Income for the year 2019-20 | - | - | - | (49,036,836) | - | (49,036,836) |
| Balance as at March 31, 2020 | 24,872,995 | 61,500,000 | 99,491,982 | (475,378,785) | (37,573) | (289,551,381) |

*3,75,600 4% Cumulative Optionally Convertible Preference Shares (COCPS) having face Value of Rs. 100/- each and premium of Rs. 400/- on each COCPS allotted on 30th January, 2015. The COCPS Shall be redeemed/converted at the option of the investor after 12 years in 3 equal annual instalments. In case of exercise of option by investor for conversion of COCPS, each COCPS shall be converted into 10 equity shares of Rs.10/- each. (Net of debt portion of Rs 6,34,35,023)

**61,500 Zero Coupon Compulsorily Convertible Debenture of face value of Rs. 1000/- each is convertible into 100 equity shares of Rs. 10/- each for each debenture after the period of 10 years from the date of last tranche of CCD Allotment i.e. 23th November 2012 or long stop date i.e. 19th December, 2013 whichever is earlier.

The accompanying notes forms an integral part of these financial statements.

As per our report of even date attached
 For **N.C. Aggarwal & Co.**
 Chartered Accountants
 Firm Registration No. 003273N

G.K Aggarwal
 Partner
 M.No. 086622
 Place : New Delhi
 Dated : 25th June, 2020



For and on behalf of the Board of Directors of
 JITF Urban Waste Management (Ferozpur) Limited


Umesh Chopra
 Director
 DIN - 05277483


Neelesh Gupta
 Director
 DIN -06687420

JITF Urban Waste Management (Ferozepur) Limited
Statement of cash flows for the year ended March 31, 2020

(Amount in ₹)

| PARTICULARS | Year Ended March 31, 2020 | | Year ended March 31, 2019 | |
|--|---------------------------|--------------|---------------------------|--------------|
| A. CASH INFLOW (OUTFLOW) FROM THE OPERATING ACTIVITIES | | | | |
| NET PROFIT BEFORE TAX AND EXCEPTIONAL ITEMS | | (49,036,836) | | (89,338,376) |
| Adjustments for : | | | | |
| Add/(Less) | | | | |
| Depreciation | 6,034,103 | | 6,139,503 | |
| Interest Expenses | 28,692,884 | | 20,041,168 | |
| Interest Income | (682) | 34,726,305 | (295,854) | 25,884,817 |
| OPERATING PROFIT BEFORE WORKING CAPITAL CHANGES | | (14,310,531) | | (63,453,559) |
| Adjustments for : | | | | |
| Loans and advances and other assets | (3,291,465) | | (996,322) | |
| Trade and Other Payables | 5,786,173 | 2,494,708 | 31,853,399 | 30,857,077 |
| CASH GENERATED FROM OPERATIONS BEFORE EXCEPTIONAL ITEMS | | (11,815,823) | | (32,596,482) |
| Tax Paid | | 8,528 | | 1,599,226 |
| NET CASH INFLOW / (OUTFLOW) FROM OPERATING ACTIVITIES | | (11,807,295) | | (30,997,256) |
| B. CASH INFLOW/(OUTFLOW) FROM INVESTMENT ACTIVITIES | | | | |
| Interest Received | 682 | | 295,853 | |
| NET CASH INFLOW/(OUTFLOW)FROM INVESTING ACTIVITIES | | 682 | | 295,853 |
| C. CASH INFLOW/(OUTFLOW) FROM FINANCING ACTIVITIES | | | | |
| Interest paid | (28,692,884) | | (20,041,168) | |
| Increase/(Decrease) in Long Term Borrowings | 40,345,037 | | 50,437,051 | |
| NET CASH INFLOW/(OUTFLOW) FROM FINANCING ACTIVITIES | | 11,652,153 | | 30,395,883 |
| NET CHANGES IN CASH AND CASH EQUIVALENTS | | (154,460) | | (305,520) |
| Cash and cash equivalents at beginning of the year | | 330,960 | | 636,480 |
| Cash and cash equivalents at end of the year | | 176,500 | | 330,960 |

NOTE:

1. Increase/(decrease) in long term and short term borrowings are shown net of repayments.
2. Figures in bracket indicates cash out flow.
3. The above cash flow statement has been prepared under the indirect method set out in IND AS - 7 'Statement of Cash Flows'
4. The accompanying notes forms an integral part of these financial statements.

As per our report of even date attached

For and on behalf of the Board of Directors of
 JITF Urban Waste Management (Ferozepur) Limited

For N.C. Aggarwal & Co.

Chartered Accountants
 Firm Registration No. 003273N


G.K Aggarwal
 Partner
 M.No. 086622
 Place : New Delhi
 Dated : 25th June, 2020




Umesh Chopra
 Director
 DIN - 05277483


Neelesh Gupta
 Director
 DIN -06687420

JITF Urban Waste Management (Ferozepur) Limited

Notes to Financial Statements

1. Property, Plant and Equipment

(Amount in ₹)

| Particulars | Plant and Equipments | Office Equipments | Furniture and Fixtures | Vehicles | Computers | Total |
|---------------------------------|----------------------|-------------------|------------------------|------------|-----------|------------|
| Gross Block | | | | | | |
| As at April 1, 2018 | 12,158,567 | 544,916 | 30,735 | 38,939,793 | 387,314 | 52,061,325 |
| Additions | - | - | - | - | - | - |
| Disposal/Adjustments | - | - | - | - | - | - |
| As at April 1, 2019 | 12,158,567 | 544,916 | 30,735 | 38,939,793 | 387,314 | 52,061,325 |
| Additions | - | - | - | - | - | - |
| Disposal/Adjustments | - | - | - | - | - | - |
| As at March 31, 2020 | 12,158,567 | 544,916 | 30,735 | 38,939,793 | 387,314 | 52,061,325 |
| Accumulated Depreciation | | | | | | |
| As at April 1, 2018 | 11,309,254 | 491,693 | 28,789 | 23,636,099 | 355,665 | 35,821,500 |
| Charge for the year | 122,798 | 25,977 | 408 | 5,908,281 | 12,694 | 6,070,158 |
| Disposal/Adjustments | - | - | - | - | - | - |
| As at March 31, 2019 | 11,432,052 | 517,670 | 29,197 | 29,544,380 | 368,359 | 41,891,658 |
| Charge for the year | 59,376 | - | - | 5,905,384 | - | 5,964,760 |
| Disposal/Adjustments | - | - | - | - | - | - |
| As at March 31, 2020 | 11,491,428 | 517,670 | 29,197 | 35,449,764 | 368,359 | 47,856,418 |
| Net carrying amount | | | | | | |
| As at March 31, 2019 | 726,515 | 27,246 | 1,538 | 9,395,413 | 18,955 | 10,169,667 |
| As at March 31, 2020 | 667,139 | 27,246 | 1,538 | 3,490,029 | 18,955 | 4,204,907 |

2. Intangible Assets

| Particulars | Software |
|---------------------------------|----------|
| Gross Block | |
| As at April 1, 2018 | 365,170 |
| Additions | - |
| Disposal/Adjustments | - |
| As at March 31, 2019 | 365,170 |
| Additions | - |
| Disposal/Adjustments | - |
| As at March 31, 2020 | 365,170 |
| Accumulated Depreciation | |
| As at April 1, 2018 | 208,223 |
| Charge for the year | 69,344 |
| Disposal/Adjustments | - |
| As at March 31, 2019 | 277,567 |
| Charge for the year | 69,344 |
| Disposal/Adjustments | - |
| As at March 31, 2020 | 346,911 |
| Net carrying amount | |
| As at March 31, 2019 | 87,603 |
| As at March 31, 2020 | 18,259 |

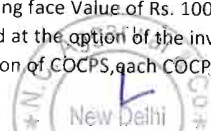


JITF Urban Waste Management (Ferozpur) Limited
Notes to Financial Statements

(Amount in ₹)

| Particulars | As at March 31, 2020 | As at March 31, 2019 |
|--|-------------------------|-------------------------|
| 3. Other non-current financial assets | | |
| Security Deposits | | |
| - Unsecured, considered good | 20,000 | 10,000 |
| Total Other non current financial assets | 20,000 | 10,000 |
| 4. Trade receivables | | |
| a) Trade Receivables considered good - Secured | - | - |
| b) Trade Receivables considered good - Unsecured | 9,399,873 | 9,399,873 |
| c) Trade Receivables which have significant increase in Credit Risk | - | - |
| d) Trade Receivables - credit impaired | - | - |
| Total Trade Receivables | 9,399,873 | 9,399,873 |
| 5. Cash and cash equivalents | | |
| Balances with Banks | | |
| On current accounts | 176,500 | 330,960 |
| Total Cash and Cash equivalents | 176,500 | 330,960 |
| 6. Other current financial assets | | |
| Other receivables (financial assets) | 3,087,276 | - |
| Total other financial assets | 3,087,276 | - |
| 7. Current tax assets (net) | | |
| Advance taxation | - | 8,528 |
| Total Current Tax Assets | - | 8,528 |
| 8. Other current assets | | |
| Advances to vendors | 366,913 | 3,611 |
| Advance to Employees | 104,261 | 119,280 |
| Other receivables | 1,134,335 | 1,288,428 |
| Total Other Current Assets | 1,605,509 | 1,411,319 |
| 9. Equity Share Capital | | |
| Authorised | | |
| 1,00,000 Equity shares of Rs. 10/- each | 1,000,000 | 1,000,000 |
| 4,20,000 Preference Shares of 100/-each | 42,000,000 | 42,000,000 |
| | 43,000,000 | 43,000,000 |
| Issued | | |
| 58,756 Equity shares of Rs. 10/- each fully paid up | 587,560 | 587,560 |
| | 587,560 | 587,560 |
| Subscribed and fully paid-up | | |
| 58,756 Equity shares of Rs. 10/- each fully paid up | 587,560 | 587,560 |
| | 587,560 | 587,560 |
| 4% Cumulative Optionally Convertible Preference Shares (COCPS) | | |
| 3,75,600 Preference Shares of Rs.100/- each fully paid up | 37,560,000 | 37,560,000 |
| | 37,560,000 | 37,560,000 |
| (a) Reconciliation of the number of shares: | | |
| Equity shares | | |
| Shares outstanding as at the beginning of the year | 58,756 | 58,756 |
| Shares outstanding as at the end of the year | 58,756 | 58,756 |
| 4% Cumulative Optionally Convertible Preference Shares (COCPS)* | | |
| Shares outstanding as at the beginning of the year | 375,600 | 375,600 |
| Shares outstanding as at the end of the year | 375,600 | 375,600 |

*3,75,600 4% Cumulative Optionally Convertible Preference Shares (COCPS) having face Value of Rs. 100/- each and premium of Rs. 400/- each allotted on 30th January, 2015. These will be redeemed/converted at the option of the investor after 12 years in 3 equal annual instalments. In case of exercise of option by investor for conversion of COCPS, each COCPS shall be converted into 10 equity shares of Rs.10/- each.



JITF Urban Waste Management (Ferozpur) Limited
Notes to Financial Statements

(Amount in ₹)

| Particulars | As at | | As at | |
|-------------|----------------|--|----------------|--|
| | March 31, 2020 | | March 31, 2019 | |

(b) Details of shareholders holding more than 5% shares in the company:

Equity Shares

| Name of Equity Shareholders | As at March 31, 2020 | | As at March 31, 2019 | |
|------------------------------------|----------------------|--------------|----------------------|--------------|
| | No. of shares | % of holding | No. of shares | % of holding |
| JITF Urban Infrastructure Limited* | 52880 | 90 | 52880 | 90 |
| Ladurner Impianpi S.R.L Italia | 5876 | 10 | 5876 | 10 |
| Total | 58756 | 100 | 58756 | 100 |

* Including 6 Shares held by Person/Companies as nominees of JITF Urban Infrastructure Limited

Preference Shares

| Name of COCPS Shareholder | As at March 31, 2020 | | As at March 31, 2019 | |
|-----------------------------------|----------------------|--------------|----------------------|--------------|
| | No. of shares | % of holding | No. of shares | % of holding |
| JITF Urban Infrastructure Limited | 375600 | 100 | 375600 | 100 |
| Total | 375600 | 100 | 375600 | 100 |

(c) Terms/Rights attached to shares

Equity Shares

The Company has only one class of equity shares having a par value of ₹10/- per equity share. Each equity shareholder is entitled to one vote per share.

Preference Shares

Preference shareholder (COCPS) would be entitled to vote only on issues relating to COCPS.

10. Other equity

(i) Equity component of other financial instruments

| | | |
|--|-------------------|-------------------|
| Equity component of other financial instruments* | 24,872,995 | 24,872,995 |
| Total Equity component of other financial instruments | 24,872,995 | 24,872,995 |

*3,75,600 4% Cumulative Optionally Convertible Preference Shares (COCPS) having face Value of Rs. 100/- each and premium of Rs. 400/- on each COCPS allotted on 30th January, 2015. The COCPS Shall be redeemed/converted at the option of the investor after 12 years in 3 equal annual instalments. In case of exercise of option by investor for conversion of COCPS, each COCPS shall be converted into 10 equity shares of Rs.10/- each. (Net of debt portion of Rs 6,34,35,023)

(ii) Compulsorily Convertible Debentures

| | | |
|--|-------------------|-------------------|
| Balance as per last financial statements | 61,500,000 | 61,500,000 |
| Total Compulsorily Convertible Debentures | 61,500,000 | 61,500,000 |

61,500 Zero Coupon Compulsorily Convertible Debenture of face value of Rs. 1000/- each is convertible into 100 equity shares of Rs. 10/- each for each debenture after the period of 10 years from the date of last tranche of CCD Allotment i.e. 23th November 2012 or long stop date i.e. 19th December, 2013 whichever is earlier. The term has been extended for a further period of 3 (Three) years w.e.f. 22nd November, 2019.

(iii) Retained earnings

| | | |
|---|----------------------|----------------------|
| Balance as per last financial statements | (426,341,949) | (337,003,573) |
| Add: Profit after tax transferred from Statement of profit and Loss | (49,036,836) | (89,338,376) |
| Total retained earnings | (475,378,785) | (426,341,949) |

(iv) Other Comprehensive Income (OCI) reserve

| | | |
|---|-----------------|-----------------|
| Balance as per last financial statements | (37,573) | (37,573) |
| Total Other Comprehensive Income (OCI) reserve | (37,573) | (37,573) |



JITF Urban Waste Management (Ferozpur) Limited
Notes to Financial Statements

(Amount in ₹)

| Particulars | As at March 31, 2020 | As at March 31, 2019 |
|--|-------------------------|-------------------------|
| (v) Securities Premium | | |
| Balance as per last financial statements | 99,491,982 | 99,491,982 |
| Total Securities Premium | 99,491,982 | 99,491,982 |
| Total other equity | (289,551,381) | (240,514,545) |

Nature and Purpose of Reserves

Security premium account is created when shares are issued at premium. The Company may issue fully paid-up bonus shares to its members out of the security premium account and can use this reserve for buy-back of shares.

Retained Earnings represent the undistributed profits of the Company.

Other Comprehensive Income Reserve represent the balance in equity for items to be accounted in Other Comprehensive Income. OCI is classified into i). Items that will not be reclassified to profit and loss ii). Items that will be reclassified to profit and loss.

11. Non Current borrowings

Unsecured

| | | |
|--|--------------------|--------------------|
| Liability Component of Compound Financial Instrument (COCPS) | 63,435,023 | 63,435,023 |
| Loans from related parties * | 260,004,975 | 219,659,938 |
| Total Non Current Borrowings | 323,439,998 | 283,094,961 |

*Loan is repayable on or before maturity i.e. 8 years from the date of agreement dated 1st April, 2015 and carries interest ranging from 11.95% p.a. to 12.45% p.a. Refer Note No 22.9 for details of Loans From Related Party.

12. Other non-current financial liabilities

| | | |
|---|-------------------|-------------------|
| Provision for Unwinding Charges on fair valuation of financial Instrument * | 41,257,297 | 32,127,566 |
| Total other non-current financial liabilities | 41,257,297 | 32,127,566 |

* Refer Note no 22.9 for details of Unwinding Charges on fair valuation of financial Instrument

13. Trade payables

| | | |
|--|----------------|------------------|
| Micro Enterprises and Small Enterprises* | - | - |
| Other than Micro and Small Enterprises | 499,117 | 5,480,105 |
| Total Trade payables | 499,117 | 5,480,105 |

*There are no Micro and Small Enterprises, to whom the Company owes dues as at 31st March 2020. This Information as Required to be disclosed under the Micro, Small and Medium Enterprises Development Act 2006 has been Determined to the extent such Parties have been Identified on the basis of information available with the Company.

14. Other current financial liabilities

| | | |
|--|------------------|------------------|
| Payable to related parties * | 3,087,276 | 78,253 |
| Other outstanding financial liabilities | 1,204,688 | 1,028,576 |
| Dues to Employees | - | 8,803 |
| Total other current financial liabilities | 4,291,964 | 1,115,632 |

* Refer Note no 22.9 for details of payable to related party.

15. Other current liabilities

| | | |
|--|------------------|------------------|
| Statutory Dues | 1,155,502 | 2,694,404 |
| Total other current liabilities | 1,155,502 | 2,694,404 |



JITF Urban Waste Management (Ferozpur) Limited
Notes to Financial Statements

(Amount in ₹)

| Particulars | Year Ended March 31, 2020 | Year ended March 31, 2019 |
|---|------------------------------|------------------------------|
| 16. Revenue from operations | | |
| Tipping Fee | - | - |
| Total Revenue from operations | - | - |
| 17. Other income | | |
| Interest Income | 682 | 295,854 |
| Total other income | 682 | 295,854 |
| 18. Employee benefit expenses | | |
| Salary and Wages | - | 49,690 |
| Workmen & Staff welfare expenses | - | 8,252 |
| Total Employee benefit expenses | - | 57,942 |
| 19. Finance Cost | | |
| a) Interest Expense | | |
| - Unwinding Charges on fair valuation of financial Instrument | 9,129,731 | 27,369,280 |
| - Other Interest | 28,692,884 | 20,041,168 |
| b) Bank and Finance charges | 13,300 | 74,554 |
| Total Finance Cost | 37,835,915 | 47,485,002 |
| 20. Depreciation and amortisation | | |
| Depreciation | 5,964,759 | 6,070,159 |
| Amortisation | 69,344 | 69,344 |
| Total Depreciation and amortisation | 6,034,103 | 6,139,503 |
| 21. Other expenses | | |
| Rent | 276,000 | 276,000 |
| Rates and Taxes | 1,433 | 1,835 |
| Insurance | 448,736 | 389,910 |
| Repair and Maintenance-Others | 18,019 | - |
| Travelling and Conveyance | 1,452,828 | 899,690 |
| Security Expenses | 1,701,396 | 1,636,928 |
| Legal and Professional Fees | 1,011,395 | 31,738,416 |
| Auditors' Remuneration | 35,400 | 35,400 |
| Provision agst GST Receivables | 179,878 | 929,066 |
| Miscellaneous Expenses | 42,415 | 44,538 |
| Total other expenses | 5,167,500 | 35,951,783 |



JITF URBAN WASTE MANAGEMENT (FEROZEPUR) LIMITED

Significant Accounting Policies and Notes to Financial Statements

Note No: 22

1. Corporate and General Information

JITF Urban Waste Management (Ferozepur) Limited is a Company incorporated on 10th October, 2011 with the main object to develop and implement a viable and environmentally sustainable MSW management to scientifically manage the collection, transportation, processing and disposal of MSW and gainfully utilize it to produce compost, Refuse Derived Fuel ("RDF") and/or power, and dispose-off the residual matter in an environmentally benign manner by Developing, Constructing, Operating and Maintaining an Integrated Municipal Solid Waste Management Projects for Ferozepur Cluster in Punjab.

2. Basis of preparation

The Annual financial statement have been prepared complying with all Indian Accounting Standards notified under Section 133 of the Companies Act 2013, read together with paragraph 7 of the Companies (Accounts) Rule 2015.

The Significant accounting policies used in preparing the financial statements are set out in Note no. 3 of the Notes to these Financial Statements.

The preparation of the financial statements requires management to make estimates and assumptions. Actual results could vary from these estimates. The estimates and underlying assumptions are reviewed on an ongoing basis. Revisions to accounting estimates are recognised in the period in which the estimate is revised if the revision effects only that period or in the period of the revision and future periods if the revision affects both current and future years (refer Note no. 4 on critical accounting estimates, assumptions and judgements).

3.0 Significant Accounting Policies

3.1 Basis of Measurement

The financial statements have been prepared on an accrual basis and under the historical cost convention except following which have been measured at fair value:

- financial assets and liabilities except certain Investments and borrowings carried at amortised cost,
- defined benefit plans – plan assets measured at fair value,

The financial statements are presented in Indian Rupees, which is the Company's functional and presentation currency and all amounts are rounded to the nearest rupee thereof, except as stated otherwise.


3.2 Property, Plant and equipment

Property, Plant and Equipment are carried at cost less accumulated depreciation and accumulated impairment losses, if any. Cost includes expenditure that is directly attributable to the acquisition of the items. Subsequent costs are included in the asset's carrying amount or recognised as a separate asset, as appropriate, only when it is probable that future economic benefits associated with the item will flow to the Company and the cost of the item can be measured reliably.

Assets are depreciated to the residual values on a straight line basis over the estimated useful lives based on technical estimates. Assets residual values and useful lives are reviewed at each financial year end considering the physical condition of the assets and benchmarking analysis or whenever there are indicators for review of residual value and useful life. Freehold land is not depreciated. Estimated useful lives of the assets are as follows:

| Category of Assets | Years |
|----------------------------------|-------|
| Equipment & Machinery | |
| - Plant & Machinery | 5 |
| Other Office Equipments | |
| - Computer equipment | 3-5 |
| - Office equipment | 3-5 |
| - Furniture & fixture | 5 |
| - Vehicles | 8-10 |

The gain or loss arising on the disposal or retirement of an item of property, plant and equipment is determined as the difference between the sales proceeds and the carrying amount of the asset and is recognised in the Statement of Profit and Loss on the date of disposal or retirement.



JITF URBAN WASTE MANAGEMENT (FEROZEPUR) LIMITED

Significant Accounting Policies and Notes to Financial Statements

Note No: 22

3.3 Intangible Assets

Identifiable intangible assets are recognised a) when the Company controls the asset, b) it is probable that future economic benefits attributed to the asset will flow to the Company and c) the cost of the asset can be reliably measured.

Computer software's are capitalised at the amounts paid to acquire the respective license for use and are amortised over the period of license, generally not exceeding five years on straight line basis. The assets' useful lives are reviewed at each financial year end.

3.4 Leases

The Company enters into various lease arrangements for leasing of various types of assets. Effective April 1, 2019 with pronouncement of Ind AS 116, leases, the recognition, presentation and disclosure of lease by the Company has been done as per Ind AS 116. As per Ind AS 116, leases, the arrangement is, or contains, a lease if fulfilment of the arrangement is dependent on the use of a specific asset or assets and the arrangement conveys a right to use the asset or assets for a period of time in exchange for consideration, even if that right is not explicitly specified in an arrangement.

Lease accounting by lessee

Company as lessee will measure the right-of-use asset at cost by recognition a right-of-use asset and a lease liability on initial measurement of the right-of-use asset at the commencement date of the lease.

The cost of the right-of-use asset will comprise:

- the amount of the initial measurement of the lease liability,
- any lease payments made at or before the commencement date less any incentives received,
- any initial direct costs incurred
- an estimate of costs to be incurred in dismantling and removing the underlying asset, restoring the site on which it is located or restoring the underlying asset to the condition required by the terms and conditions of the lease, unless those costs are incurred to produce inventories.

Lease liability will be initially measured at the present value of the lease payments that are not paid at that date. The lease payments are discounted using the interest rate implicit in the lease, if the rate cannot be readily determined incremental borrowing rate will be considered. Interest on lease liability in each period during the lease will be the amount that produces a constant periodic rate of interest on the remaining balance of the lease liability.

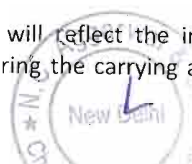
Lease payments will comprise the following payments for the right to use the underlying asset during the lease term that are not paid at the commencement date:

- fixed payments less any lease incentives receivable
- variable lease payments
- amounts expected to be payable under residual value guarantees
- the exercise price of a purchase option, if the Company is reasonably certain to exercise that option
- payments of penalties for terminating the lease, if the lease term reflects the Company exercising an option to terminate the lease.

Subsequent measurement of the right-of-use asset after the commencement date will be at cost model, the value of right-of-use asset will be initially measured cost less accumulated depreciation and any accumulated impairment loss and adjustment for any re-measurement of the lease liability.

The right-of-use asset will be depreciated from the commencement date to the earlier of the end of the useful life of the asset or the end of lease term, unless lease transfers ownership of the underlying asset to the Company by the end of the lease term or if the cost of the right-of-asset reflects that the Company will exercise a purchase option, in such case the Company will depreciate asset to the end of the useful life.

Subsequent measurement of the lease liability after the commencement date will reflect the initially measured liability increased by interest on lease liability, reduced by lease payments and re-measuring the carrying amount to reflect any re-assessment or lease modification.



JITF URBAN WASTE MANAGEMENT (FEROZEPUR) LIMITED

Significant Accounting Policies and Notes to Financial Statements

Note No: 22

Right-of-use asset and lease liability are presented on the face of balance sheet. Depreciation charge on right-to-use is presented under depreciation expense as a separate line item. Interest charge on lease liability is presented under finance cost as a separate line item. Under the cash flow statement, cash flow from lease payments including interest are presented under financing activities. Short-term lease payments, payments for leases of low-value assets and variable lease payments that are not included in the measurement of the lease liabilities are presented as cash flows from operating activities.

The Company has elected to adopt the practical expedient not to account for short term leases or leases for which the underlying asset is of low value, as right-of-use assets. Company will recognise these lease payments associated with those leases as an expense on either a straight-line basis over the lease term or another systematic basis.

Lease accounting by lessor

Company as a lessor need to classify each of its leases either as an operating lease or a finance lease. A lease is classified as a finance lease if it transfers substantially all the risks and rewards incidental to ownership of an underlying asset. A lease is classified as an operating lease if it does not transfer substantially all the risks and rewards incidental to ownership of an underlying asset.

Finance lease

At the commencement date, will recognise assets held under a finance lease in its balance sheet and present them as a receivable at an amount equal to the net investment in the lease. Net investment is the discount value of lease receipts net of initial direct costs using the interest rate implicit in the lease. For subsequent measurement of finance leased assets, the Company will recognise interest income over the lease period, based on a pattern reflecting a constant periodic rate of return on the Company's net investment in the lease.

Operating lease

Company will recognise lease receipts from operating leases as income on either a straight-line basis or another systematic basis. Company will recognise costs, including depreciation incurred in earning the lease income as expense.

3.5 Impairment of non-current assets

Non-current assets are tested for impairment whenever events or changes in circumstances indicate that the carrying amount may not be recoverable. An impairment loss is recognised for the amount by which the asset's carrying amount exceeds its recoverable amount. The recoverable amount is the higher of an asset's fair value less costs of disposal and value in use. For the purposes of assessing impairment, assets are grouped at the lowest levels for which there are separately identifiable cash inflows which are largely independent of the cash inflows from other assets or groups of assets (cash-generating units). Non-financial assets other than goodwill that suffered an impairment are reviewed for possible reversal of the impairment at the end of each reporting period.

3.6 Cash and cash equivalents

Cash and cash equivalents includes cash on hand and at bank, deposits held at call with banks, other short-term highly liquid investments with original maturities of three months or less that are readily convertible to a known amount of cash and are subject to an insignificant risk of changes in value and are held for the purpose of meeting short-term cash commitments.

For the purpose of the Statement of Cash Flows, cash and cash equivalents consists of cash and short term deposits, as defined above, net of outstanding bank overdraft as they are being considered as integral part of the Company's cash management. Bank overdrafts are shown within borrowings in current liabilities in the balance sheet.

3.7 Inventories

Inventories are valued at the lower of cost and net realizable value except scrap, which is valued at net realizable value. Net realisable value is the estimated selling price in the ordinary course of business, less estimated costs of completion and the estimated costs necessary to make the sale. The cost of inventories comprises of cost of purchase, cost of conversion and other costs incurred in bringing the inventories to their respective present location and condition. Cost is computed on the weighted average basis.



JITF URBAN WASTE MANAGEMENT (FEROZEPUR) LIMITED

Significant Accounting Policies and Notes to Financial Statements

Note No: 22

3.8 Foreign currency reinstatement and translation

(a) Functional and presentation currency

Financial statements have been presented in Indian Rupees (₹), which is the Company's functional and presentation currency.

(b) Transactions and balances

Transactions in foreign currencies are initially recorded by the Company at rates prevailing at the date of the transaction. Foreign exchange gains and losses resulting from the settlement of such transactions and from the translation of monetary assets and liabilities denominated in foreign currencies at the yearend exchange rates are recognised in statement of profit and loss.

Exchange gain and loss on debtors, creditors and other than financing activities are presented in the statement of profit and loss, as other income and as other expenses respectively. Foreign exchange gain and losses on financing activities to the extent that they are regarded as an adjustment to interest costs are presented in the statement of profit and loss as finance cost and balance gain and loss are presented in statement of profit and loss as other income and as other expenses respectively.

Non-monetary items that are measured at fair value in foreign currency are translated using the exchange rates at the date when the fair value was determined.

3.9 Financial instruments – initial recognition, subsequent measurement and impairment

A financial instrument is any contract that gives rise to a financial asset of one entity and a financial liability or equity instrument of another entity.

a) Financial Assets

Financial Assets are classified at amortised cost or fair value through Other Comprehensive Income or fair value through Profit or Loss, depending on its business model for managing those financial assets and the assets contractual cash flow characteristics.

For assets measured at fair value, gains and losses will either be recorded in profit or loss or other comprehensive income. For investments in debt instruments, this will depend on the business model in which the investment is held. For investments in equity instruments, this will depend on whether the company has made an irrevocable election at the time of initial recognition to account for the equity investment at fair value through other comprehensive income.

The company reclassifies debt investments when and only when its business model for managing these assets changes.

For impairment purposes significant financial assets are tested on an individual basis, other financial assets are assessed collectively in groups that share similar credit risk characteristics.

Measurement

At initial recognition, the Company measures a financial asset at its fair value plus, in the case of a financial asset not at fair value through profit or loss, transaction costs that are directly attributable to the acquisition of the financial asset. Transaction costs of financial assets carried at fair value through profit or loss are expensed in profit or loss.

Financial assets with embedded derivatives are considered in their entirety when determining whether their cash flows are solely payment of principal and interest.

i. Trade receivables

A receivable is classified as a 'trade receivable' if it is in respect to the amount due from customers on account of goods sold or services rendered in the ordinary course of business. Trade receivables are recognised initially at fair value and subsequently measured at amortised cost using the effective interest method, less provision for impairment. For some trade receivables the Company may obtain security in the form of guarantee, security deposit or letter of credit which can be called upon if the counterparty is in default under the terms of the agreement.



JITF URBAN WASTE MANAGEMENT (FEROZEPUR) LIMITED

Significant Accounting Policies and Notes to Financial Statements

Note No: 22

Impairment is made on the expected credit losses, which are the present value of the cash shortfalls over the expected life of financial assets. The impairment methodology applied depends on whether there has been a significant increase in credit risk. The estimated impairment losses are recognised in a separate provision for impairment and the impairment losses are recognised in the Statement of Profit and Loss within other expenses.

Subsequent changes in assessment of impairment are recognised in provision for impairment and the change in impairment losses are recognised in the Statement of Profit and Loss within other expenses.

For foreign currency trade receivable, impairment is assessed after reinstatement at closing rates.

Individual receivables which are known to be uncollectible are written off by reducing the carrying amount of trade receivable and the amount of the loss is recognised in the Statement of Profit and Loss within other expenses.

Subsequent recoveries of amounts previously written off are credited to other Income

De-recognition of financial asset

A financial asset is derecognised only when

- The company has transferred the rights to receive cash flows from the financial asset or
- Retains the contractual rights to receive the cash flows of the financial asset, but assumes a contractual obligation to pay the cash flows to one or more recipients.

Where the entity has transferred an asset, the company evaluates whether it has transferred substantially all risks and rewards of ownership of the financial asset. In such cases, the financial asset is derecognised. Where the entity has not transferred substantially all risks and rewards of ownership of the financial asset, the financial asset is not derecognised.

Where the entity has neither transferred a financial asset nor retains substantially all risks and rewards of ownership of the financial asset, the financial asset is derecognised if the company has not retained control of the financial asset. Where the company retains control of the financial asset, the asset is continued to be recognised to the extent of continuing involvement in the financial asset.

b) Financial Liabilities

At initial recognition, all financial liabilities other than fair valued through profit and loss are recognised initially at fair value less transaction costs that are attributable to the issue of financial liability. Transaction costs of financial liability carried at fair value through profit or loss is expensed in profit or loss.

i. Financial liabilities at fair value through profit or loss

Financial liabilities at fair value through profit or loss include financial liabilities held for trading. The Company has not designated any financial liabilities upon initial measurement recognition at fair value through profit or loss. Financial liabilities at fair value through profit or loss are at each reporting date at fair value with all the changes recognized in the Statement of Profit and Loss.

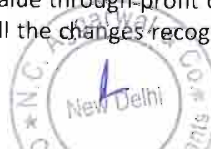
ii. Financial liabilities measured at amortised cost

At initial recognition, all financial liabilities other than fair valued through profit and loss are recognised initially at fair value less transaction costs that are attributable to the issue of financial liability. Transaction costs of financial liability carried at fair value through profit or loss is expensed in profit or loss.

Financial liabilities are classified in two categories; subsequent measurement of financial assets is depended on initial categorisation. These categories and their classification are as below:

i. Financial liabilities at fair value through profit or loss

Financial liabilities at fair value through profit or loss include financial liabilities held for trading. The Company has not designated any financial liabilities upon initial measurement recognition at fair value through profit or loss. Financial liabilities at fair value through profit or loss are at each reporting date at fair value with all the changes recognized in the Statement of Profit and Loss.



JITF URBAN WASTE MANAGEMENT (FEROZEPUR) LIMITED

Significant Accounting Policies and Notes to Financial Statements

Note No: 22

ii. Financial liabilities measured at amortised cost

Borrowings

Borrowings are initially recognised at fair value, net of transaction costs incurred. Borrowings are subsequently measured at amortised cost. Any difference between the proceeds (net of transaction costs) and the redemption amount is recognised in profit or loss over the period of the borrowings using the effective interest method. Fees paid on the establishment of loan facilities are recognised as transaction costs of the loan to the extent that it is probable that some or all of the facility will be drawn down. In this case, the fee is deferred until the draw down occurs. To the extent there is no evidence that it is probable that some or all of the facility will be drawn down, the fee is capitalised as a prepayment for liquidity services and amortised over the period of the facility to which it relates.

Borrowings are derecognised from the balance sheet when the obligation specified in the contract is discharged, cancelled or expired. The difference between the carrying amount of a financial liability that has been extinguished or transferred to another party and the consideration paid, including any non-cash assets transferred or liabilities assumed, is recognised in profit or loss as other gains/(losses).

Borrowings are classified as current liabilities unless the company has unconditional right to defer settlement of the liability for at least twelve months after reporting period.

Trade and other payables

A payable is classified as 'trade payable' if it is in respect of the amount due on account of goods purchased or services received in the normal course of business. These amounts represent liabilities for goods and services provided to the Company prior to the end of financial year which are unpaid. Trade and other payables are presented as current liabilities unless payment is not due within 12 months after the reporting period. They are recognised initially at their fair value and subsequently measured at amortised cost using the effective interest method.

De-recognition of financial liability

A financial liability is derecognised when the obligation under the liability is discharged or cancelled or expires. The difference between the carrying amount of a financial liability that has been extinguished or transferred to another party and the consideration paid, including any non-cash assets transferred or liabilities assumed, is recognised in profit or loss as other income or finance costs. A payable is classified as 'trade payable' if it is in respect of the amount due on account of goods purchased or services received in the normal course of business. These amounts represent liabilities for goods and services provided to the Company prior to the end of financial year which are unpaid. Trade and other payables are presented as current liabilities unless payment is not due within 12 months after the reporting period. They are recognised initially at their fair value and subsequently measured at amortised cost using the effective interest method.

3.10 Compound financial instruments

The liability component of a compound financial instrument is recognised initially at fair value of a similar liability that does not have an equity component. The equity component is recognised initially as the difference between the fair value of the compound financial instrument as a whole and the fair value of the liability component. Any directly attributable transaction costs are allocated to the liability and the equity components, if material, in proportion to their initial carrying amounts.

Subsequent to the initial recognition, the liability component of a compound financial instrument is measured at amortised cost using the effective interest rate method. The equity component of a compound financial instrument is not re-measured subsequent to initial recognition except on conversion or expiry.

3.11 Equity share capital

Ordinary shares are classified as equity. Incremental costs net of taxes directly attributable to the issue of new equity shares are reduced from retained earnings, net of taxes.

3.12 Borrowing costs

General and specific borrowing costs that are directly attributable to the acquisition, construction or production of a qualifying asset are capitalised during the period of time that is required to complete and prepare the asset for its intended use or sale. Qualifying assets are assets that necessarily take a substantial period of time to get ready for their intended use or sale.

Investment income earned on the temporary investment of specific borrowings pending their expenditure on qualifying assets is deducted from the borrowing costs eligible for capitalisation.



JITF URBAN WASTE MANAGEMENT (FEROZEPUR) LIMITED

Significant Accounting Policies and Notes to Financial Statements

Note No: 22

Other borrowing costs are expensed in the period in which they are incurred.

3.13 Taxation

Income tax expenses or credit for the period comprised of tax payable on the current period's taxable income based on the applicable income tax rate, the changes in deferred tax assets and liabilities attributable to temporary differences and to unused tax losses, minimum alternative tax (MAT) and previous year tax adjustments.

Tax is recognised in the Statement of Profit and Loss, except to the extent that it relates to items recognised directly in equity or other comprehensive income, in such cases the tax is also recognised directly in equity or in other comprehensive income. Any subsequent change in direct tax on items initially recognised in equity or other comprehensive income is also recognised in equity or other comprehensive income, such change could be for change in tax rate.

The current income tax charge or credit is calculated on the basis of the tax law enacted after considering allowances, exemptions and unused tax losses under the provisions of the applicable Income Tax Laws. Current tax assets and current tax liabilities are off set, and presented as net.

Deferred income tax is recognised, using the liability method, on temporary differences arising between the tax base of assets and liabilities and their carrying amounts in the financial statements. Deferred income tax is determined using tax rates and laws that have been enacted or substantially enacted by the end of the reporting period and are expected to apply when the related deferred income tax asset is realised or the deferred income tax liability is settled.

Deferred tax liabilities are recognised for all taxable temporary differences and deferred tax assets are recognised for all deductible temporary differences and unused tax losses only if it is probable that future taxable amounts will be available to utilise those temporary differences and losses. Deferred tax assets and deferred tax liabilities are off set, and presented as net.

The carrying amount of deferred tax assets is reviewed at each balance sheet date and reduced to the extent that it is no longer probable that sufficient taxable profits will be available against which the temporary differences can be utilised.

The Company recognises Credit of MAT as an asset when there is reasonable certainty that the Company will pay normal income tax during the specified period, i.e., the period for which MAT credit is allowed to be carried forward. In the year in which the MAT credit becomes eligible to be recognised as an asset, the said asset is created by way of a credit to the statement of profit and loss account and included in the deferred tax assets. The carrying amount of MAT is reviewed at each balance sheet date.

3.14 Revenue recognition and other operating income

The Company has adopted the new standard Ind AS 115, "Revenue from contracts with customers" from April 1, 2018, applying the modified retrospective approach which provides that the cumulative impact of the adoption will be recognised in retained earnings as of April 1, 2018 and comparatives will not be restated. Ind AS 115 did not have material impact on the amount or timing of recognition of reported revenue except contract acquisition cost which has been recognised as per principles of Ind AS 115.

a) Sale of goods

Revenue from sale of goods is recognised when control of products, being sold has been transferred to the customer and when there are no longer any unfulfilled obligations to the customer.

b) Sale of Service-job work

Revenue from job work charges are recognised based on stage of completion of the contract subject to job work. Stage of completion is determined using "Input methods" as a proportion of cost incurred to date to the total estimated contract cost. Estimated loss on job work to be undertaken in future years are provided for in the period in which the estimate results in a loss on job work.

c) Other Operating Income

Government Grants related to operations are recognised in books after due consideration of certainty of utilization/receipt of such incentives.



JITF URBAN WASTE MANAGEMENT (FEROZEPUR) LIMITED

Significant Accounting Policies and Notes to Financial Statements

Note No: 22

d) Other Income

Interest

Interest income is recognised on a time proportion basis taking into account the amount outstanding and the rate applicable.

Dividend

Dividend income is recognised when the right to receive dividend is established.

3.15 Earnings per share

Basic earnings per share is computed using the net profit for the year attributable to the shareholders' and weighted average number of shares outstanding during the year. The weighted average numbers of shares also includes fixed number of equity shares that are issuable on conversion of compulsorily convertible preference shares, debentures or any other instrument, from the date consideration is receivable (generally the date of their issue) of such instruments.

Diluted earnings per share is computed using the net profit for the year attributable to the shareholder' and weighted average number of equity and potential equity shares outstanding during the year including share options, convertible preference shares and debentures, except where the result would be anti-dilutive. Potential equity shares that are converted during the year are included in the calculation of diluted earnings per share, from the beginning of the year or date of issuance of such potential equity shares, to the date of conversion.

3.16 Provisions and contingencies

a) Provisions

Provisions are recognised when the Company has a present obligation (legal or constructive) as a result of a past event, it is probable that an outflow of resources embodying economic benefits will be required to settle the obligation and a reliable estimate can be made of the amount of the obligation. Provisions are not recognised for future operating losses.

Provisions are measured at the present value of management's best estimate of the expenditure required to settle the present obligation at the end of the reporting period. The discount rate used to determine the present value is a pre-tax rate that reflects current market assessments of the time value of money and the risks specific to the liability. The increase in the provision due to the passage of time is recognised as interest expense.

b) Contingencies

Contingent liabilities are disclosed when there is a possible obligation arising from past events, the existence of which will be confirmed only by the occurrence or non-occurrence of one or more uncertain future events not wholly within the control of the Company or a present obligation that arises from past events where it is either not probable that an outflow of resources will be required to settle or a reliable estimate of the amount cannot be made. Information on contingent liability is disclosed in the Notes to the Financial Statements. Contingent assets are not recognised. However, when the realisation of income is virtually certain, then the related asset is no longer a contingent asset, but it is recognised as an asset.

3.17 Current versus non-current classification

The Company presents assets and liabilities in statement of financial position based on current/non-current classification.

The Company has presented non-current assets and current assets before equity, non-current liabilities and current liabilities in accordance with Schedule III, Division II of Companies Act, 2013 notified by MCA.

An asset is classified as current when it is:

- a) Expected to be realised or intended to be sold or consumed in normal operating cycle,
- b) Held primarily for the purpose of trading,
- c) Expected to be realised within twelve months after the reporting period, or
- d) Cash or cash equivalent unless restricted from being exchanged or used to settle a liability for at least twelve months after the reporting period.

All other assets are classified as non-current.

A liability is classified as current when:



JITF URBAN WASTE MANAGEMENT (FEROZEPUR) LIMITED

Significant Accounting Policies and Notes to Financial Statements

Note No: 22

- a) It is expected to be settled in normal operating cycle,
- b) It is held primarily for the purpose of trading,
- c) It is due to be settled within twelve months after the reporting period, or
- d) There is no unconditional right to defer the settlement of the liability for at least twelve months after the reporting period.

All other liabilities are classified as non-current.

The operating cycle is the time between the acquisition of assets for processing and their realisation in cash or cash equivalents.

Deferred tax assets and liabilities are classified as non-current assets and liabilities.

4. Critical accounting estimates, assumptions and judgements

In the process of applying the Company's accounting policies, management has made the following estimates, assumptions and judgements, which have significant effect on the amounts recognised in the financial statement:

(a) Property, plant and equipment

External adviser or internal technical team assess the remaining useful lives and residual value of property, plant and equipment. Management believes that the assigned useful lives and residual value are reasonable.

(b) Intangibles

Internal technical or user team assess the remaining useful lives of Intangible assets. Management believes that assigned useful lives are reasonable.

(c) Income taxes

Management judgment is required for the calculation of provision for income taxes and deferred tax assets and liabilities. The Company reviews at each balance sheet date the carrying amount of deferred tax assets. The factors used in estimates may differ from actual outcome which could lead to significant adjustment to the amounts reported in the financial statements.

(d) Contingencies

Management judgement is required for estimating the possible outflow of resources, if any, in respect of contingencies/claim/litigations against the Company as it is not possible to predict the outcome of pending matters with accuracy.

(e) Allowance for uncollected accounts receivable and advances

Trade receivables do not carry any interest and are stated at their normal value as reduced by appropriate allowances for estimated irrecoverable amounts. Individual trade receivables are written off when management deems them not to be collectible.

(f) Insurance claims

Insurance claims are recognised when the Company have reasonable certainty of recovery. Subsequently any change in recoverability is provided for.

(g) Liquidated damages

Liquidated damages payable are estimated and recorded as per contractual terms; estimate may vary from actuals as levy by customer.

5.0 Financial risk management

5.1 Financial risk factors

The Company's principal financial liabilities, comprise borrowings, trade and other payables. The main purpose of these financial liabilities is to manage finances for the Company's operations. The Company's activities expose it to Liquidity risk:

i) Market risk

Market risk is the risk that the fair value or future cash flows of a financial instrument will fluctuate because of changes in market prices. Market prices comprise three types of risk: currency rate risk, interest rate risk and other price risks, such as equity price risk and commodity risk. Financial instruments affected by market risk include loans and borrowings, deposits, investments, and derivative financial instruments. Interest rate risk is the risk that the fair value or future cash flows of a

JITF URBAN WASTE MANAGEMENT (FEROZEPUR) LIMITED

Significant Accounting Policies and Notes to Financial Statements

Note No: 22

financial instrument will fluctuate because of changes in market interest rates. This is based on the financial assets and financial liabilities held as of March 31, 2020 and March 31, 2019.

ii) Credit risk

Credit risk is the risk that a counter party will not meet its obligations under a financial instrument or customer contract, leading to a financial loss

iii) Liquidity risk

Liquidity risk is the risk that the Company may not be able to meet its present and future cash and collateral obligations without incurring unacceptable losses.

The Company's overall risk management programme focuses on the unpredictability of financial markets and seeks to minimise potential adverse effects on the Company's financial performance.

Market Risk

The sensitivity analysis excludes the impact of movements in market variables on the carrying value of post-employment benefit obligations provisions and on the non-financial assets and liabilities. The sensitivity of the relevant Statement of Profit and Loss item is the effect of the assumed changes in the respective market risks. The Company's activities expose it to a variety of financial risks, including the effects of changes in foreign currency exchange rates and interest rates. However, such effect is not material.

a) Interest rate risk and sensitivity

The Company's exposure to the risk of changes in market interest rates relates primarily to the Company's long term debt obligations with floating interest rates, any changes in the interest rates environment may impact future cost of borrowing.

With all other variables held constant, the following table demonstrates the impact of borrowing cost on floating rate portion of loans and borrowings.

| (Amount in ₹) | | | |
|---------------------------|-----------------------------------|--|--|
| Interest rate sensitivity | Increase/Decrease in basis points | Effect on profit before tax For the Year ended 31 March 2020 | Effect on profit before tax For the Year ended 31 March 2019 |
| INR | +50 | -1,300,025 | -1,101,309 |
| | -50 | 1,300,025 | 1,101,309 |
| USD | +50 | - | - |
| | -50 | - | - |

Interest rate and currency of borrowings

The below details do not necessarily represents foreign currency or interest rate exposure to the income statement, since the Group has taken derivatives for offsetting the foreign currency and interest rate exposure.

| (Amount in ₹) | | | | |
|-----------------------------------|--------------------|-------------------------|----------------------|-----------------------|
| Particulars | Total Borrowing | Floating rate borrowing | Fixed rate borrowing | Weighted Average rate |
| INR | 323,439,998 | 260,004,975 | 63,435,023 | |
| Total as on March 31, 2020 | 323,439,998 | 260,004,975 | 63,435,023 | 11.27% |
| INR | 283,094,961 | 219,659,938 | 63,435,023 | |
| Total as on March 31, 2019 | 283,094,961 | 219,659,938 | 63,435,023 | 9.74% |

(b) Commodity price risk and sensitivity

The Company is not exposed to the movement in price of key raw materials.



JITF URBAN WASTE MANAGEMENT (FEROZEPUR) LIMITED

Significant Accounting Policies and Notes to Financial Statements

Note No: 22

Credit risk

The Company is exposed to credit risk from its operating activities (primarily trade receivables) and from its financing activities, including deposits with banks, mutual funds and financial institutions and other financial instruments.

Trade Receivables

The Company extends credit to customers in normal course of business. The Company considers factors such as credit track record in the market and past dealings for extension of credit to customers. The Company monitors the payment track record of the customers. Outstanding customer receivables are regularly monitored. The Company evaluates the concentration of risk with respect to trade receivables as low, as its customers are located in several jurisdictions and industries and operate in largely independent markets. The Company has also taken advances and security deposits from its customers & distributors, which mitigate the credit risk to an extent.

Provision for expected credit losses

The Company extends credit to customers as per the internal credit policy. Any deviation are approved by appropriate authorities, after due consideration of the customers credentials and financial capacity, trade practices and prevailing business and economic conditions. The Company's historical experience of collecting receivables and the level of default indicate that credit risk is low and generally uniform across markets; consequently, trade receivables are considered to be a single class of financial assets. All overdue customer balances are evaluated taking into account the age of the dues, specific credit circumstances, the track record of the customers etc. Loss allowances and impairment is recognised, where considered appropriate by the management.

The ageing of unsecured trade receivable is as below:

(Amount in ₹)

| Particulars | Neither due nor impaired | Past due but not impaired | | | Total |
|-----------------------------|--------------------------|---------------------------|----------------|-----------------|-----------|
| | | upto 6 months | 6 to 12 months | Above 12 months | |
| As at March 31, 2020 | | | | | |
| Trade Receivable | - | - | | 9,399,873 | 9,399,873 |
| As at March 31, 2019 | | | | | |
| Trade Receivable | - | - | 74,146 | 9,325,727 | 9,399,873 |

- Financial instruments and cash deposits

The Company considers factors such as track record, size of the institution, market reputation and service standards to select the banks with which balances and deposits are maintained. Generally, the balances are maintained with the institutions with which the Company has also availed borrowings. The Company does not maintain significant cash and deposit balances other than those required for its day to day operations.

Liquidity risk

(Amount in ₹)

| Particular | Carrying Amount | On Demand | Less Than 6 Months | 6 to 12 Months | >1 Years | Total |
|-----------------------------|--------------------|------------------|--------------------|----------------|--------------------|--------------------|
| As at March 31, 2020 | | | | | | |
| Interest Bearing Borrowing | 323,439,998 | - | - | - | 323,439,998 | 323,439,998 |
| Other Liabilities | 45,549,261 | 3,087,276 | 1,204,688 | - | 41,257,297 | 45,549,261 |
| Trade And Other Payables | 499,117 | - | 499,117 | - | - | 499,117 |
| Total | 369,488,376 | 3,087,276 | 1,703,805 | - | 364,697,295 | 369,488,376 |
| As at March 31, 2019 | | | | | | |
| Interest Bearing Borrowing | 283,094,961 | - | - | - | 283,094,961 | 283,094,961 |
| Other Liabilities | 33,243,198 | 78,253 | 1,037,379 | - | 32,127,566 | 33,243,198 |
| Trade And Other Payables | 5,480,105 | - | 5,480,105 | - | - | 5,480,105 |
| Total | 321,818,264 | 78,253 | 6,517,484 | - | 315,222,527 | 321,818,264 |



JITF URBAN WASTE MANAGEMENT (FEROZEPUR) LIMITED

Significant Accounting Policies and Notes to Financial Statements

Note No: 22

The Company's objective is to; at all times maintain optimum levels of liquidity to meet its cash and collateral requirements. The Company relies on a mix of borrowings, capital infusion and excess operating cash flows to meet its needs for funds. The current committed lines of credit are sufficient to meet its short to medium term expansion needs. The Company monitors rolling forecasts of its liquidity requirements to ensure it has sufficient cash to meet operational needs while maintaining sufficient headroom on its undrawn committed borrowing facilities at all times so that the Company does not breach borrowing limits or covenants (where applicable) on any of its borrowing facilities.

The table below provides undiscounted cash flows towards non-derivative financial liabilities and net-settled derivative financial liabilities into relevant maturity based on the remaining period at the balance sheet to the contractual maturity date.

The Company is required to maintain ratios (including total debt to EBITDA / net worth, EBITDA to gross interest, debt service coverage ratio and secured coverage ratio) as mentioned in the loan agreements at specified levels. In the event of failure to meet any of these ratios these loans become callable at the option of lenders, except where exemption is provided by lender.

Competition and price risk

The Company faces competition from local and foreign competitors. Nevertheless, it believes that it has competitive advantage in terms of high quality products and by continuously upgrading its expertise and range of products to meet the needs of its customers.

Capital risk management

The Company aim to manage its capital efficiently so as to safeguard its ability to continue as a going concern and to optimise returns to our shareholders.

The capital structure of the Company is based on management's judgement of the appropriate balance of key elements in order to meet its strategic and day-to-day needs. We consider the amount of capital in proportion to risk and manage the capital structure in light of changes in economic conditions and the risk characteristics of the underlying assets. In order to maintain or adjust the capital structure, the Company may adjust the amount of dividends paid to shareholders, return capital to shareholders or issue new shares.

The Company's policy is to maintain a stable and strong capital structure with a focus on total equity so as to maintain investor, creditors and market confidence and to sustain future development and growth of its business. The Company will take appropriate steps in order to maintain, or if necessary adjust, its capital structure.

The Company monitors capital using gearing ratio, which is net debt divided by total capital which is given as under:-

| Particulars | (Amount in ₹) | |
|---------------------------------|----------------------------|-------------------------|
| | As at March 31, 2020 | As at March 31, 2019 |
| Loans And Borrowings | 323,439,998 | 283,094,961 |
| Less: Cash And Cash Equivalents | 176,500 | 330,960 |
| Net Debt | 323,263,498 | 282,764,001 |
| Equity | (288,963,821) | (239,926,985) |
| Total Capital | 34,299,677 | 42,837,016 |
| Gearing Ratio | 942.47% | 660.09% |

6. Fair value of financial assets and liabilities

Set out below is a comparison by class of the carrying amounts and fair value of the Company's financial instruments that are recognised in the financial statements.



JITF URBAN WASTE MANAGEMENT (FEROZEPUR) LIMITED
Significant Accounting Policies and Notes to Financial Statements
Note No: 22

(Amount in ₹)

| Particulars | As at March 31, 2020 | | As at March 31, 2019 | |
|---|----------------------|--------------------|----------------------|--------------------|
| | Carrying amount | Fair Value | Carrying amount | Fair Value |
| Financial assets designated at amortised cost | | | | |
| Cash and bank balances | 176,500 | 176,500 | 330,960 | 330,960 |
| Trade and other receivables | 9,399,873 | 9,399,873 | 9,399,873 | 9,399,873 |
| Other financial assets | 3,107,276 | 3,107,276 | 10,000 | 10,000 |
| | 12,683,649 | 12,683,649 | 9,740,833 | 9,740,833 |
| Financial liabilities designated at amortised cost | | | | |
| Borrowings- fixed rate | 63,435,023 | 63,435,023 | 63,435,023 | 63,435,023 |
| Borrowings- floating rate | 260,004,975 | 260,004,975 | 219,659,938 | 219,659,938 |
| Trade and other payables | 499,117 | 499,117 | 5,480,105 | 5,480,105 |
| Other financial liabilities | 45,549,261 | 45,549,261 | 33,243,198 | 33,243,198 |
| | 369,488,376 | 369,488,376 | 321,818,264 | 321,818,264 |

Fair Valuation techniques

The Company maintains policies and procedures to value financial assets or financial liabilities using the best and most relevant data available. The fair values of the financial assets and liabilities are included at the amount that would be received to sell an asset or paid to transfer a liability in an orderly transaction between market participants at the measurement date.

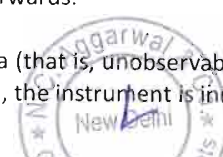
The following methods and assumptions were used to estimate the fair values:

- 1) Fair value of cash and deposits, trade receivables, trade payables, and other current financial assets and liabilities approximate their carrying amounts largely due to the short-term maturities of these instruments.
- 2) Long-term fixed-rate and variable-rate receivables / borrowings are evaluated by the Company based on parameters such as interest rates, specific country risk factors, credit risk and other risk characteristics. Fair value of variable interest rate borrowings is not material different from carrying values. For fixed interest rate borrowing fair value is determined by using the discounted cash flow (DCF) method using discount rate that reflects the issuer's borrowings rate. Risk of non-performance for the company is considered to be insignificant in valuation.
- 3) The fair values of derivatives are estimated by using pricing models, where the inputs to those models are based on readily observable market parameters basis contractual terms, period to maturity, and market parameters such as interest rates, foreign exchange rates, and volatility. These models do not contain a high level of subjectivity as the valuation techniques used do not require significant judgement, and inputs thereto are readily observable from actively quoted market prices. Management has evaluated the credit and non-performance risks associated with its derivative counterparties and believe them to be insignificant and not warranting a credit adjustment.
- 4) The fair value of fixed interest bearing loans, borrowings and deposits is estimated by discounting future cash flows using rates currently available for debt on similar terms, credit risk and remaining maturities.
- 5) IND AS 101 allow Company to fair value property, plant and machinery on transition to IND AS, the Company has fair valued property, plant and equipment, and the fair valuation is based on replacement cost approach.

Fair Value hierarchy

The following table provides the fair value measurement hierarchy of Company's asset and liabilities, grouped into Level 1 to Level 3 as described below:

- Quoted prices / published NVA (unadjusted) in active markets for identical assets or liabilities (level 1). It includes fair value of financial instruments traded in active markets and are based on quoted market prices at the balance sheet date and financial instruments like mutual funds for which net assets value(NAV) is published mutual fund operators at the balance sheet date.
- Inputs other than quoted prices included within level 1 that are observable for the asset or liability, either directly (that is, as prices) or indirectly (that is, derived from prices) (level 2). It includes fair value of the financial instruments that are not traded in an active market (for example, over-the-counter derivatives) is determined by using valuation techniques. These valuation techniques maximise the use of observable market data where it is available and rely as little as possible on the company specific estimates. If all significant inputs required to fair value an instrument are observable. Derivatives included interest rate swaps and foreign currency forwards.
- Inputs for the asset or liability that are not based on observable market data (that is, unobservable inputs) (level 3). If one or more of the significant inputs is not based on observable market data, the instrument is included in level 3.



JITF URBAN WASTE MANAGEMENT (FEROZEPUR) LIMITED
Significant Accounting Policies and Notes to Financial Statements
Note No: 22

Fair value hierarchy

The following table provides the fair value measurement hierarchy of Company's asset and liabilities, grouped into Level 1 to Level 3 as described below:

Liabilities for which fair value is disclosed

| Particulars | As at March 31, 2020 | | |
|------------------------------|----------------------|------------|---------|
| | Level 1 | Level 2 | Level 3 |
| Financial liabilities | | | |
| Borrowings- fixed rate | | 63,435,023 | |
| Other financial liabilities | | 45,549,261 | |
| | | | |
| Particulars | As at March 31, 2019 | | |
| | Level 1 | Level 2 | Level 3 |
| Financial liabilities | | | |
| Borrowings- fixed rate | | 63,435,023 | |
| Other financial liabilities | | 33,243,198 | |

a) Liabilities for which fair value is disclosed

| Particulars | Fair value hierarchy | Valuation technique | Inputs used |
|------------------------------|----------------------|----------------------|---|
| Financial liabilities | | | |
| Other borrowings- fixed rate | Level 2 | Discounted Cash Flow | Prevailing interest rates in market, Future payouts |
| Other financial liabilities | Level 2 | Discounted Cash Flow | Prevailing interest rates to discount future cash flows |

7. Retirement benefit obligations

Employee benefit expenses

| Particulars | (Amount in ₹) | |
|---------------------------------|---------------------------|---------------------------|
| | Year ended March 31, 2020 | Year ended March 31, 2019 |
| Salaries and Wages | - | 49,690 |
| Costs-defined contribution plan | - | - |
| Welfare expenses | - | 8,252 |
| Total | - | 57,942 |

8. Other disclosures

Auditors Remuneration

| Particulars | (Amount in ₹) | |
|---------------------------|---------------------------|---------------------------|
| | Year ended March 31, 2020 | Year ended March 31, 2019 |
| Statutory Auditors | | |
| Audit Fee | 35,400 | 35,400 |
| Total | 35,400 | 35,400 |



JITF URBAN WASTE MANAGEMENT (FEROZEPUR) LIMITED

Significant Accounting Policies and Notes to Financial Statements

Note No: 22

9. Related party transactions

In accordance with the requirements of IND AS 24, on related party disclosures, name of the related party, related party relationship, transactions and outstanding balances including commitments where control exists and with whom transactions have taken place during reported periods, are:

Related party name and relationship

1. Key Managerial personnel

| S. No. | Name | Particulars |
|--------|-------------------|-------------|
| 1 | Mr. Umesh Chopra | Director |
| 2 | Mr. Anuj Kumar | Director |
| 3 | Mr. Alok Kumar | Director |
| 4 | Mr. Neelesh Gupta | Director |

2. Parent, Ultimate Parent, Fellow subsidiaries, direct subsidiaries and fellow step down subsidiaries.

| S. No. | Name of the Entity | Relationship |
|--------|--|-----------------------------|
| 1 | JITF Infralogistics Limited | Ultimate Parent Company |
| 2 | JITF Urban Infrastructure Services Limited | Parent Company |
| 3 | JITF Urban Infrastructure Limited | Holding Company |
| 4 | JWIL Infra Limited | Fellow Holding |
| 5 | Jindal Rail Infrastructure Limited | Fellow Holding |
| 6 | JITF Water Infra (Naya Raipur) Limited | Fellow Step down Subsidiary |
| 7 | JITF ESIPL CETP (Sitarganj) Limited | Fellow Step down Subsidiary |
| 8 | JITF Industrial Infrastructure Development Company Limited | Fellow Step down Subsidiary |
| 9 | JITF Urban Waste Management (Jalandhar) Limited | Fellow Subsidiary |
| 10 | JITF Urban Waste Management (Bathinda) Limited | Fellow Subsidiary |
| 11 | Jindal Urban Waste Management (Visakhapatnam) Limited | Fellow Subsidiary |
| 12 | Jindal Urban Waste Management (Tirupati) Limited | Fellow Subsidiary |
| 13 | Jindal Urban Waste Management (Guntur) Limited | Fellow Subsidiary |
| 14 | Timarpur-Okhla Waste Management Company Limited | Fellow Subsidiary |
| 15 | Jindal Urban Waste Management (Jaipur) Limited | Fellow Subsidiary |
| 16 | Jindal Urban Waste Management (Jodhpur) Limited | Fellow Subsidiary |
| 17 | Jindal Urban Waste Management (Ahmedabad) Limited | Fellow Subsidiary |
| 18 | Tekhhand Waste to Electricity Project Limited | Fellow Subsidiary |

3. Joint ventures/ associates of direct and indirect subsidiaries

| S. No. | Name of the Entity | Relationship |
|--------|---------------------------------------|---|
| 1 | JWIL-SSIL (JV) | Joint Venture of fellow holding |
| 2 | SMC-JWIL(JV) | Joint Venture of fellow holding |
| 3 | JWIL-Ranhill (JV) | Joint Venture of fellow holding |
| 4 | TAPI-JWIL (JV) | Joint Venture of fellow holding |
| 5 | Eldeco SIDCUL Industrial Park Limited | Associate/Joint Venture of fellow holding |
| 6 | Ladurner SRL | Associate/Joint Venture |
| 7 | MEIL JWIL (JV) | Joint Venture of fellow holding |
| 8 | JMC-JWIL (JV) | Joint Venture of fellow holding |
| 9 | JWIL SPML (JV) | Joint Venture of fellow holding |

4. Trust under control

| S. No. | Name of the Entity | Relationship |
|--------|--|------------------------------|
| 1 | JITF Urban Infrastructure Limited Employees Group Gratuity Assurance | Post employment benefit plan |

JITF URBAN WASTE MANAGEMENT (FEROZEPUR) LIMITED
Significant Accounting Policies and Notes to Financial Statements
Note No: 22

| | |
|--------|--|
| Scheme | |
|--------|--|

Related Party Transactions

| S.NO. | Particulars | Holding Company | | Fellow Subsidiary Company | | KMP, Relatives of KMP and Entities falling under same promoter group | |
|---|--|-----------------|-------------|---------------------------|------------|--|------------|
| | | FY 2019-20 | FY 2018-19 | FY 2019-20 | FY 2018-19 | FY 2019-20 | FY 2018-19 |
| A | Transactions | | | | | | |
| | Expenses incurred by others and reimbursed by company | | | | | | |
| | JITF Urban Infrastructure Limited | 3,087,276 | 54,644 | - | - | - | - |
| | JITF Urban Waste Management (Jalandhar) Limited | - | - | - | 23,609 | - | - |
| | JITF Urban Waste Management (Bathinda) Limited | - | - | - | 1,471 | - | - |
| | Expenses incurred/recovered by the Company | | | | | | |
| | Jindal ITF Limited | - | - | - | - | 619,553 | - |
| | Interest expense | | | | | | |
| | JITF Urban Infrastructure Limited | 28,692,747 | 20,041,168 | - | - | - | - |
| | Interest on fair valuation of financial Instrument | | | | | | |
| JITF Urban Infrastructure Limited | 9,129,732 | 27,369,280 | - | - | - | - | |
| Loan taken during the year | | | | | | | |
| JITF Urban Infrastructure Limited | 12,800,000 | 32,400,000 | - | - | - | - | |
| B | Outstanding balances | | | | | | |
| | Equity Share Capital by Holding | | | | | | |
| | JITF Urban Infrastructure Limited | 528,800 | 528,800 | - | - | - | - |
| | Optional Convertible Preference Share by Holding | | | | | | |
| | JITF Urban Infrastructure Limited | 187,800,000 | 187,800,000 | - | - | - | - |
| | CCDs Liabilities | | | | | | |
| | JITF Urban Infrastructure Limited | 61,500,000 | 61,500,000 | - | - | - | - |
| | Loan payable | | | | | | |
| | JITF Urban Infrastructure Limited | 260,004,975 | 219,659,938 | - | - | - | - |
| | Payables | | | | | | |
| JITF Urban Infrastructure Limited | 3,087,276 | 54,644 | - | - | - | - | |
| JITF Urban Infrastructure Limited (OCPS) | 41,257,298 | 32,127,566 | - | - | - | - | |
| JITF Urban Waste Management (Jalandhar) Limited | - | - | - | 23,609 | - | - | |

10. Based on the intimation received from supplier regarding their status under the Micro, Small and Medium Enterprises Development Act, 2006, the required disclosure is given below * :


(Amount in `)

| Sr. No. | Particulars | As at March 31, 2020 | As at March 31, 2019 |
|---------|---|----------------------|----------------------|
| 1 | Principal amount due outstanding | - | - |
| 2 | Interest due on (1) above and unpaid | - | - |
| 3 | Interest paid to the supplier | - | - |
| 4 | Payments made to the supplier beyond the appointed day during the year. | - | - |
| 5 | Interest due and payable for the period of delay | - | - |
| 6 | Interest accrued and remaining unpaid | - | - |
| 7 | Amount of further interest remaining due and payable in succeeding year | - | - |

* To the extent information available with the company.

11. Impact of COVID-19

On March 11, 2020, the World Health Organisation characterised the outbreak of a strain of the new coronavirus ("COVID-19") as a pandemic. This outbreak is causing significant disturbance and slow down of economic activity. The company's operations were impacted in the month of March 2020, following nationwide lockdown announced by the Government of India. The Government of India permitted production activities from and after April 20, 2020 in non-containment zones, subject to



JITF URBAN WASTE MANAGEMENT (FEROZEPUR) LIMITED

Significant Accounting Policies and Notes to Financial Statements

Note No: 22

requisite approvals as required. The Company could secure the requisite approvals and has accordingly commenced operations and is gradually ramping up capacity utilisation since then.

The management has assessed the impact of COVID-19 pandemic on the financial statements, business operations, liquidity position, cash flow and has concluded that no material adjustments are required in the carrying amount of assets and liabilities as at March 31, 2020.

The impact of the pandemic may be different from that estimated as at the date of approval of these financial statements and the Company will continue to closely monitor any material changes to future economic conditions.

12. Segment Reporting

Information about primary segment

The Company is engaged primarily into Municipal solid waste project. The Company's primary segment as identified by management is Municipal solid waste product. The company operates into one primary segment.

Segments have been identified taking into account nature of product and differential risk and returns of the segment.

Information about Geographical Segment – Secondary

The Company's operations are located in India and company's product is also sold in India. Therefore, there is no geographical segment.

13. Earnings per share

The following is a reconciliation of the equity shares used in the computation of basic and diluted earnings per equity share:

| Particulars | (Number of shares) | |
|--|------------------------------|------------------------------|
| | Year ended March 31, 2020 | Year ended March 31, 2019 |
| Issued equity shares | 58,756 | 58,756 |
| Equity shares compulsorily issuable on conversion of CCD | 6,150,000 | 6,150,000 |
| Weighted average shares outstanding - Basic and Diluted – A | 6,208,756 | 6,208,756 |

Net profit / (loss) available to equity holders of the Company used in the basic and diluted earnings per share was determined as follows:

| Particulars | (Amount in ₹) | |
|--------------------------------------|------------------------------|------------------------------|
| | Year ended March 31, 2020 | Year ended March 31, 2019 |
| Profit / (loss) after tax - B | (4,90,36,836) | (8,93,38,376) |
| Basic Earnings per share (B/A) (₹) | (7.90) | (14.39) |
| Diluted Earnings per share (B/A) (₹) | (7.90) | (14.39) |

The number of shares used in computing basic EPS is the weighted average number of shares outstanding during the year.

The diluted EPS is calculated on the same basis as basic EPS, after adjusting for the effects of potential dilutive equity.

14. The company does not have profit in current year. Therefore, premium on redemption of Optionally Convertible Preference shares as per Section 55 of the Companies Act, 2013 could not be made. The Premium on redemption of Preference shares would be provided for in Profit and Loss account in the year of profit.

15. The Concessing Authority i.e. Municipal Corporation, Ferozpur did not fulfil the conditions / obligations of the Concession Agreement and thus the company terminated the concession agreement and referred the matter for arbitration which is pending before the Arbitral Tribunal. In view of the same there is a material uncertainty that company would be able to continue as going concern.



JITF URBAN WASTE MANAGEMENT (FEROZEPUR) LIMITED

Significant Accounting Policies and Notes to Financial Statements

Note No: 22


16. No deferred tax asset is created in view of the virtual certainty supported by convincing evidence as to the sufficient future taxable profit.
17. Previous year figures have been regrouped/ rearranged, wherever considered necessary to conform to current year's classification.
18. Notes 1 to 17 are annexed to and form an integral part of financial statements.

As per our report of even date attached
For **N.C. Aggarwal & Co.**
Chartered Accountants
Firm Registration No. 003273N

For and on behalf of the Board of Directors of
JITF Urban Waste Management (Ferozepur) Limited



G.K Aggarwal
Partner
M.No. 086622
Place : New Delhi
Dated : 25th June, 2020



Umesh Chopra
Director
DIN - 05277483



Neelesh Gupta
Director
DIN - 06687420